


*Picoprobe*®

BY GGB INDUSTRIES INC.

# Dual Model 40A Probes



Enlarged photo of Dual Model 40A

## Features

- Two probes on one positioner
- Probe to probe spacing user adjustable
- Same performance as regular Model 40A Picoprobe®

The Dual Model 40A consists of two separate probes mounted on a single holder. One probe is fixed to the holder; the other is adjustable. Each probe may be individually configured with GSG, GS, or SG footprints. The probe to probe spacing is user adjustable over a 4,000 micron (160 mil) range. When ordering, an initial setting, of up to 0.75 inches, should be specified. The spacing is measured as the distance between the signal contacts of each probe.

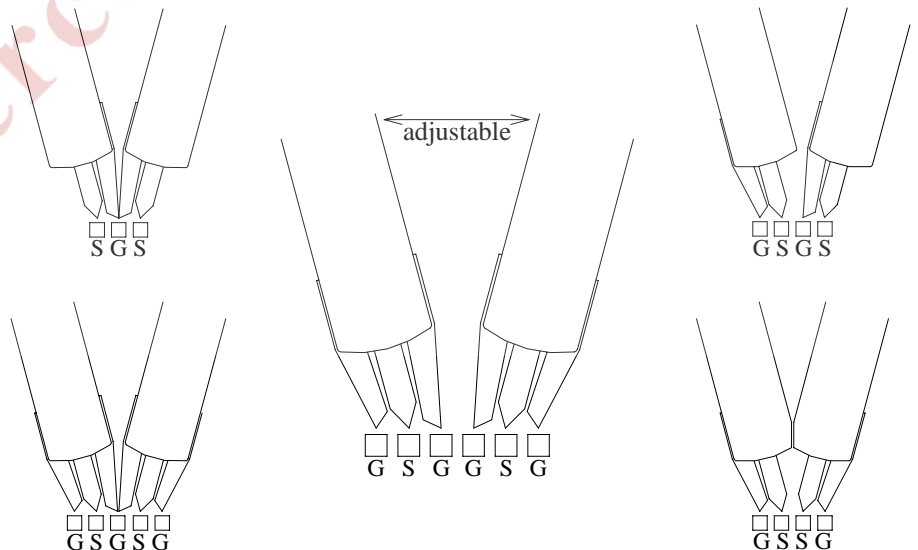
## ORDERING INFORMATION

To order a Dual Model 40A, use our regular Model 40A Picoprobe® literature as a guide to specify each probe individually. Then, the orientation of the two probes is specified from left to right looking from the top with the probe tips facing towards you. For example, a


**40A-GS-150 /40A-GSG-150-D-300**

is a dual probe. The left probe has a GS footprint with 150 microns between the ground and signal. The right probe has a GSG footprint with 150 microns between the grounds and signal. The spacing between the signal of the left probe and the signal of the right probe is 300 microns.

Covered by US patent # 4,871,964



A few examples of probe point configurations



Dual Microwave Probes with frequencies up to 110GHz are available. Choose from either the Model 40A (2.9mm connector), Model 50A (2.4mm connector) Model 67A (1.85mm connector) or the Model 110H (1.0mm connector).

Covered by US patent # 4,871,964

REBES  
Interconnect System

**GGB INDUSTRIES, INC. • P.O. BOX 10958 • NAPLES, FL 34101**  
**Telephone (239) 643-4400 • Fax (239) 643-4403 • E-mail [email@ggb.com](mailto:email@ggb.com) • [www.picoprobe.com](http://www.picoprobe.com)**